



ESG Key Performance Indicators Summary

MAY 2026

TRIVIUM
PACKAGING

About this ESG Key Performance Indicators Summary

Trivium published a summary to highlight key environmental, social and governance related performance achievements for 2025, providing an early snapshot of progress ahead of the release of our full Sustainability Report later this year.

The environmental data within this summary has been verified by an independent third party, Research Institutes of Sweden (RISE), for the purpose of providing limited assurance. The assurance statement, including a comprehensive list of the sustainability indicators verified, is available [here](#).

For questions and comments about this report, please contact our sustainability team at sustainability@triviumpackaging.com

As used herein, "we", "us", "our", "Trivium", "Company", "Trivium Packaging" and the "Group" refer to Trivium Packaging B.V. and its consolidated subsidiaries, unless the context requires otherwise.

Our results

Reduction in Scope 1 and 2 CO₂ emissions (vs. 2020 baseline)

-36%

Reduction in Scope 3 CO₂ emissions (vs. 2020 baseline)

-24%

Total purchase spend allocated to suppliers with average or above-average ESG performance

52%

Recognition

12 industry awards

for design and product sustainability performance

Sustainability credentials



EcoVadis Gold
Trivium was awarded EcoVadis Gold status, which places us among the top 5% of all the companies assessed.




CDP Climate A-List
We were awarded a spot on CDP's A List for Climate for the third year in a row, placing us among a small number of 'A-list' organisations out of more than 22,000 assessed.

Plants participating in at least one community engagement project per year

100%

Net sales (in \$ million)

3,014



2024 2025











Lotus Water
MINERAL WATER WITH BOTANICAL EXTRACTS

Sales revenue from ecodesigned products

23%

TRIVIUM PACKAGING

ESG Key Performance Indicators

ESG	SDGs	Key performance indicators (KPIs)	Base 2020	2023	2024	2025	Target	Target year
Environment	  	% reduction in Scope 1 and 2 CO ₂ emissions vs 2020 baseline ¹	N/A	-29%	-31% (-2%)	-36% (-8%)	-42%	2030
		% reduction in Scope 3 CO ₂ emissions vs 2020 baseline ¹	N/A	-18%	-19% (-2%)	-24% (-7%)	-25%	2030
		% total purchase spend allocated to suppliers with average or above-average ESG performance ²	N/A	64%	49%	52%	70%	2030
		% total electricity consumed from renewable sources	N/A	35%	50%	53%	100%	2030
		% total waste generated that is sent to landfill	23%	12%	9%	13%	0%	2030
		% reduction in water withdrawals vs 2020 baseline ^{1,3}	N/A	-5%	-11% (-6%)	-16%	-10%	2030
		% new product developments that meet ecodesign criteria	N/A	72%	57%	56%	80%	2030
		% sales revenue from ecodesigned products	N/A	21%	27%	23%	50%	2030
Social	   	# incidents of non-compliance with regulations concerning the health and safety impacts of our products	N/A	0	0	0	0	N/A
		% significant product categories assessed for health and safety impacts	N/A	100%	100%	100%	100%	N/A
		% plants with a top-rated quality management system	N/A	84%	94%	92%	100%	2030
		Total Recordable Accident Rate (TRAR) per 200,000 hours ⁴	1.14	1.02	1.26	1.14	1.00	2025
		Organisational Health Index (OHI) quartile score	3 rd	2 nd	2 nd	2 nd	1 st	2025
		% workforce who receive regular performance and career development reviews	N/A	16%	17%	18%	75%	2030
		Company-wide inclusion and diversity (I&D) programme implemented	N/A	On track	On track	On track	Full implementation	2025
% plants participating in at least one community engagement project per year	90%	100%	100%	100%	100%	2025		
Governance		# world-class scores on major external sustainability ratings per year ⁵	1	2	2	2	2	N/A

¹ Cumulative progress vs baseline (year-on-year change in parenthesis). Absolute metric.

² Defined 'average' as an EcoVadis rating of silver and/or a CDP rating of B-. "Above-average" is defined as any rating higher than the average.

³ Formerly reported as 'water consumption'.

⁴ Updated 2025 TRAR target as a result of internal reviews in 2024.

⁵ Scored submission on EcoVadis and CDP.

Colophon

Contact

Trivium Packaging B.V. head office
WTC Schiphol, Tower B, 5th floor
Schiphol Boulevard 149
1118 BG Schiphol
The Netherlands
T: +31 570 682 000

Concept and graphic design

CF Report, Amsterdam, the Netherlands

Copywriting

Narrative Labs, The Hague, the Netherlands

Photography

Trivium Packaging B.V.

Disclaimer

Although all reasonable and diligent care has been used to ensure that the information provided in this report is accurate, complete and up-to-date, nothing contained herein shall, or may, be construed to imply any representation or warranty of any kind, including but not limited to, any representation or warranty as to the accuracy, currency or completeness of this information or non-infringement of any third party (intellectual property or proprietary) rights. Trivium Packaging has no obligation to update any statements contained in this report, unless required by applicable law.